


**CENTRAL BANK OF INDIA**  
Reviewed Financial Results for the Quarter and Nine Months ended on 31st December 2016

Particulars		(Rs in Lakhs)					
		Quarter Ended			Nine Months Ended		Year Ended
		31.12.2016 Reviewed	30.09.2016 Reviewed	31.12.2015 Reviewed	31.12.2016 Reviewed	31.12.2015 Reviewed	31.03.2016 Audited
1	Interest earned						
	(a) + (b) + (c) + (d)	6,06,434	6,18,881	6,42,030	18,42,146	19,73,650	25,88,789
	(a) Interest/discount on advances/bills	3,90,532	4,29,828	4,70,114	12,49,454	14,52,728	18,97,770
	(b) Income on investments	1,93,691	1,75,303	1,60,031	5,43,576	4,88,727	6,47,385
	(c) Interest on balances with Reserve Bank of India and other inter bank funds	15,054	7,433	4,137	29,562	6,485	9,531
	(d) Others	7,157	6,317	7,748	19,554	25,710	34,103
2	Other Income	72,353	77,664	49,132	1,99,454	1,37,830	1,93,879
<b>A.</b>	<b>TOTAL INCOME (1+2)</b>	<b>6,78,787</b>	<b>6,96,545</b>	<b>6,91,162</b>	<b>20,41,600</b>	<b>21,11,480</b>	<b>27,82,668</b>
3	Interest Expended	4,55,813	4,49,543	4,67,550	13,56,293	14,23,414	18,82,227
4	Operating Expenses (e) + (f)	1,64,769	1,61,514	1,57,429	4,83,024	4,47,800	6,36,147
	(e) Employees cost	1,12,077	1,09,912	1,13,388	3,31,110	3,15,326	4,46,567
	(f) Other operating expenses (All items exceeding 10% of the total expenditure excluding interest expenditure may be shown separately)	52,692	51,602	44,041	1,51,914	1,32,474	1,89,580
<b>B.</b>	<b>TOTAL EXPENDITURE (3)+(4)</b> (excluding Provisions and Contingencies)	<b>6,20,582</b>	<b>6,11,057</b>	<b>6,24,979</b>	<b>18,39,317</b>	<b>18,71,214</b>	<b>25,18,374</b>
<b>C.</b>	<b>OPERATING PROFIT (A-H)</b> (Profit before Provisions & Contingencies)	<b>58,205</b>	<b>85,488</b>	<b>66,183</b>	<b>2,02,283</b>	<b>2,40,266</b>	<b>2,64,294</b>
<b>D.</b>	<b>Provisions (other than tax) and Contingencies of which provisions for Non-Performing Assets</b>	<b>1,48,600</b>	<b>1,66,121</b>	<b>1,49,905</b>	<b>4,69,087</b>	<b>2,72,524</b>	<b>5,01,190</b>
<b>E.</b>	<b>Exceptional Items</b>	-	-	-	-	-	30,052
<b>F.</b>	<b>Profit/ (Loss) from Ordinary Activities before Tax (C-D-E)</b>	<b>(90,395)</b>	<b>(80,633)</b>	<b>(83,722)</b>	<b>(2,66,804)</b>	<b>(32,258)</b>	<b>(2,66,848)</b>
<b>G.</b>	<b>Tax Expenses</b>	<b>(29,825)</b>	<b>(16,451)</b>	<b>(60)</b>	<b>(82,071)</b>	<b>19,757</b>	<b>(1,25,129)</b>
<b>H.</b>	<b>Net Profit / (Loss) from Ordinary Activities After Tax (F-G)</b>	<b>(60,570)</b>	<b>(64,182)</b>	<b>(83,662)</b>	<b>(1,84,733)</b>	<b>(52,015)</b>	<b>(1,41,819)</b>
<b>I.</b>	<b>Extraordinary Items (net of tax expense)</b>	-	-	-	-	-	-
<b>J.</b>	<b>Net Profit / (Loss) for the period (H-I)</b>	<b>(60,570)</b>	<b>(64,182)</b>	<b>(83,662)</b>	<b>(1,84,733)</b>	<b>(52,015)</b>	<b>(1,41,819)</b>
5	Paid-up equity share capital (Face value of Rs.10/- per share)	1,90,217	1,88,503	1,65,827	1,90,217	1,65,827	1,68,971
6	Reserves excluding revaluation reserves (as per balance sheet of previous accounting year)	-	-	-	-	-	12,69,705
7	Analytical Ratios						
	(i) Percentage of shares held by Government of India	81.28	82.02	81.46	81.28	81.46	79.94
	(ii) Capital Adequacy Ratio-Basel III (%)	9.99	10.15	10.44	9.99	10.44	10.41
	(a) CET 1 Ratio (%)	7.70	7.90	7.44	7.70	7.44	8.03
	(b) Additional Tier 1 Ratio (%)	0.17	0.17	0.19	0.17	0.19	0.17
	(iii) Earning per Share (in Rs.) Basic and diluted EPS before and after Extraordinary Items, net of Tax Expense [not annualised]	(3.20)	(3.58)	(5.05)	(10.24)	(3.14)	(8.55)
	(iv) (a) Amount of Gross Non-performing Assets	25,84,345	25,71,795	17,56,383	25,84,345	17,56,383	22,72,088
	(b) Amount of Net Non-Performing Assets	14,61,100	14,35,264	9,95,847	14,61,100	9,95,847	13,24,180
	(c) % of Gross NPAs	14.14	13.70	8.95	14.14	8.95	11.95
	(d) % of Net NPAs	8.54	8.17	5.30	8.54	5.30	7.36
	(v) Return on Assets (Annualised) - (%)	(0.79)	(0.86)	(1.15)	(0.82)	(0.24)	(0.48)

  
**R.C. LODHA**  
EXECUTIVE DIRECTOR

  
**B.K. DIVAKARA**  
EXECUTIVE DIRECTOR

  
**RAJEEV RISHI**  
CHAIRMAN & MANAGING DIRECTOR


Place : Mumbai  
Date : February 4, 2017

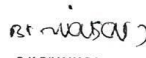
**CENTRAL BANK OF INDIA**

**SEGMENT REPORT FOR THE QUARTER AND NINE MONTHS ENDED DECEMBER 31st, 2016**

Sl. No.	Particulars	Quarter Ended			Nine Months Ended		Year Ended
		Reviewed	Reviewed	Reviewed	Reviewed	Reviewed	Audited
		31.12.2016	30.09.2016	31.12.2015	31.12.2016	31.12.2015	31.03.2016
(Rs. in lakh)							
<b>A.</b>	<b>Segment Revenue</b>						
	1. Treasury Operations	261,706	233,480	183,941	708,001	568,765	752,968
	2. Retail Banking Operations	194,474	208,898	235,973	612,424	644,014	836,437
	3. Wholesale Banking Operations	222,607	254,167	271,248	721,175	898,701	1,193,263
	4. Other Banking Operations	-	-	-	-	-	-
	5. Unallocated	-	-	-	-	-	-
	<b>Total</b>	<b>678,787</b>	<b>696,545</b>	<b>691,162</b>	<b>2,041,600</b>	<b>2,111,480</b>	<b>2,782,668</b>
	Less: Inter Segment Revenue	-	-	-	-	-	-
	<b>Net Sales/Income From Operations</b>	<b>678,787</b>	<b>696,545</b>	<b>691,162</b>	<b>2,041,600</b>	<b>2,111,480</b>	<b>2,782,668</b>
<b>B.</b>	<b>Segment Results(Profit+)/Loss(-) before tax and interest from each segment)</b>						
	1. Treasury Operations	82,818	23,936	2,011	146,697	23,467	25,673
	2. Retail Banking Operations	828	9,732	13,665	12,880	45,094	49,679
	3. Wholesale Banking Operations	(170,156)	(110,781)	(97,114)	(414,280)	(92,998)	(332,133)
	4. Other Banking Operations	-	-	-	-	-	-
	5. Unallocated	(3,885)	(3,520)	(2,284)	(12,101)	(7,821)	(10,168)
	<b>Total</b>	<b>(90,295)</b>	<b>(80,633)</b>	<b>(83,722)</b>	<b>(266,004)</b>	<b>(32,258)</b>	<b>(266,948)</b>
	Less: (i) Interest	-	-	-	-	-	-
	(ii) Other Un-allocable Expenditure net off	-	-	-	-	-	-
	(iii) Un-allocable income	-	-	-	-	-	-
	<b>Total Profit Before Tax</b>	<b>(90,295)</b>	<b>(80,633)</b>	<b>(83,722)</b>	<b>(266,004)</b>	<b>(32,258)</b>	<b>(266,948)</b>
<b>C.</b>	<b>Segment Assets</b>						
	1. Treasury Operations	14,537,109	12,129,490	9,609,258	14,537,109	9,609,258	10,828,936
	2. Retail Banking Operations	7,893,355	8,037,861	8,514,325	7,893,355	8,514,325	7,455,490
	3. Wholesale Banking Operations	10,184,551	10,145,237	11,680,632	10,184,551	11,680,632	11,623,507
	4. Other Banking Operations	-	-	-	-	-	-
	5. Unallocated Assets	904,876	863,177	466,461	904,876	466,461	638,239
	<b>Total</b>	<b>33,519,891</b>	<b>31,175,765</b>	<b>30,284,245</b>	<b>33,519,891</b>	<b>30,284,245</b>	<b>30,546,172</b>
<b>D.</b>	<b>Segment Liabilities</b>						
	1. Treasury Operations	14,685,712	12,277,650	10,157,636	14,685,712	10,157,636	10,938,517
	2. Retail Banking Operations	7,444,182	7,545,380	7,766,477	7,444,182	7,766,477	6,971,227
	3. Wholesale Banking Operations	9,604,996	9,523,637	10,654,674	9,604,996	10,654,674	10,868,514
	4. Other Banking Operations	-	-	-	-	-	-
	5. Unallocated Liabilities	-	-	13,569	-	13,569	-
	<b>Total</b>	<b>31,734,890</b>	<b>29,346,667</b>	<b>28,592,356</b>	<b>31,734,890</b>	<b>28,592,356</b>	<b>28,778,258</b>
<b>E.</b>	<b>Capital Employed</b>						
	1. Treasury Operations	(148,603)	(148,160)	(548,378)	(148,603)	(548,378)	(109,581)
	2. Retail Banking Operations	449,173	492,481	747,848	449,173	747,848	484,264
	3. Wholesale Banking Operations	579,555	621,600	1,025,958	579,555	1,025,958	754,993
	4. Other Banking Operations	-	-	-	-	-	-
	5. Unallocated	904,876	863,177	466,461	904,876	466,461	638,239
	<b>Total</b>	<b>1,785,001</b>	<b>1,829,098</b>	<b>1,691,889</b>	<b>1,785,001</b>	<b>1,691,889</b>	<b>1,767,914</b>

\* Segment Revenue and Expenses have been apportioned on the basis of the segment assets, wherever direct allocation is not possible & figures have been regrouped wherever considered necessary to conform to current period classification.

  
R.C. BODHA  
Executive Director

  
B.K. DIVAKARA  
Executive Director

  
RAJEEV RISHI  
Chairman & Managing Director

Place: Mumbai  
Date: February 4, 2017

CHANDABHOY & JASSOQBHOY, Chartered Accountants, 208, Phoenix House, A wing, 462, Senapati Bapat Marg, Lower Parel <u>MUMBAI-400013</u>	LODHA & CO Chartered Accountants, 14 Government Place East <u>KOLKATA- 700069, WEST BENGAL</u>
PATHAK H D & ASSOCIATES Chartered Accountants, 814-815, Tulsiani Chambers, 212 Nariman Point, <u>MUMBAI- 400021</u>	S K MEHTA & CO Chartered Accountants, 504, Kirti Mahal, 19 Rajendra Place, <u>New Delhi-110008</u>

**Review Report to the Board of Directors of Central Bank of India**

We have reviewed the accompanying statement of unaudited financial results of Central Bank of India for the quarter and nine months period ended December 31, 2016. The disclosures relating to "Pillar 3 under Basel III Capital Regulation", "Leverage Ratio" and "Liquidity Coverage Ratio" as have been disclosed in Bank's website, have not been reviewed by us. These financial results are the responsibility of the Bank's Management and have been approved by the Board of Directors at their meeting held on February 04, 2017. Our responsibility is to issue a report on these financial statements based on our review.

We conducted our review in accordance with the Standard on Review Engagement (SRE) 2410, "Review of Interim Financial Information Performed by the Independent Auditor of the Entity" issued by the Institute of Chartered Accountants of India. This standard requires that we plan and perform the review to obtain moderate assurance as to whether the financial statements are free of material misstatement. A review is limited primarily to inquiries of persons responsible for financial and accounting matters and analytical procedures applied to financial data and thus provides less assurance than an audit. We have not performed an audit and accordingly, we do not express an audit opinion.

The financial results incorporate the relevant returns of 20 branches reviewed by us, 16 branches reviewed by Concurrent Auditors and un-reviewed returns of 4700 branches. In the conduct of our review, we have relied on the review reports in respect of non-performing assets submitted by the Concurrent Auditors of 16 branches to the Bank Management. These review reports cover 55.65% of the advances portfolio of the bank, excluding food credit and advances of Asset Recovery branches of the Bank.





Based on our review conducted as above, nothing has come to our attention that causes us to believe that the accompanying statement of unaudited financial results prepared in accordance with applicable accounting standards and other recognized accounting practices and policies has not disclosed the information required to be disclosed in terms of Regulation 33 of the SEBI (Listing Obligations and Disclosure Requirements) Regulations, 2015 including the manner in which it is to be disclosed, or that it contains any material misstatement or that it has not been prepared in accordance with the relevant prudential norms issued by the Reserve Bank of India in respect of income recognition, asset classification, provisioning and other related matters.

For CHANDABHOY & JASSOOBHOY  
Chartered Accountants  
F.R.NO.-101647W

  
*Ambesh Dave*  
(CA Ambesh Dave)  
PARTNER  
M. NO. 049289

For LODHA & CO  
Chartered Accountants  
F.R.NO. 301051E

  
*H.K. Verma*  
(CA H.K.Verma)  
PARTNER  
M. NO. 055104

For PATHAK.H.D & ASSOCIATES  
Chartered Accountants  
F.R.NO.107783W

  
*B.P. Chaturvedi*  
(CA B.P.Chaturvedi)  
PARTNER  
M. NO. 015585

For S K MEHTA & CO  
Chartered Accountants  
F.R.NO.000478N

  
*S.K. Mehta*  
(CA S K Mehta)  
PARTNER  
M.NO.010870

Place: Mumbai

Date : February 04, 2017



**NOTES ON ACCOUNTS FORMING PART OF  
REVIEWED FINANCIAL RESULTS FOR THE QUARTER  
AND NINE MONTHS ENDED DECEMBER 31, 2016.**

1. The above Financial Results have been reviewed by the Audit Committee of the Board and approved by the Board of Directors in the meeting held on February 04, 2017. The results have been subjected to a "Limited Review" by the Statutory Central Auditors of the Bank.
2. There has been no change in the Accounting Policies followed during the quarter and nine months ended December 31, 2016 as compared to those followed in the preceding financial year ended March 31, 2016.
3. Financial results for the quarter and nine months ended December 31, 2016 have been arrived after considering provisions for Non-Performing Assets, Standard Assets, Standard Derivative Exposures and Investment depreciation which have been made on the basis of extant guidelines on prudential norms for Income Recognition, Asset classification, Provisioning and dispensations in respect of certain borrowers given and issued by the Reserve Bank of India.  
  
Provisions for Employee Benefits and other usual and necessary provisions including Unhedged Foreign Currency Exposure and Income Tax have been made on estimated basis for the quarter and nine months ended December 31, 2016.
4. During the quarter ended December 31, 2016, the Bank has allotted 1,71,44,954 equity shares of Rs.10/- each at a premium of Rs.81.45 per share on preferential basis to LIC of India.
5. In terms of RBI letter No. DBR.BP.NO. 11657/21.04.132/2015-16, dated 17th March 2016 read with further clarification dated 21st April 2016 and 11th May, 2016 on Ujwal Discom Assurance Yojna (UDAY) scheme,
  - (a) the Bank is holding a provision in Discom Bonds of Rs 581.33 crore in respect of the segment not envisaged to be converted into SDL Bonds in Financial Year 2016-17 and the diminution in the fair value of the Discom Bonds is NIL as on 31.12.2016.


(b) There is a loan of Rs. 41.50 crores outstanding in account of UPPCL as on 31.12.2016 against the DISCOM which opted for UDAY. Since the account is classified as Standard Restructured, provision @ 5% is made accordingly.

6. In terms of Reserve Bank of India (RBI) circular DBR.No.BP.BC.1/21.06.201/2015-16 dated July 1, 2015, on 'Basel III Capital Adequacy' and RBI circulars DBR.No.BP.BC.80/21.06.201/2014-15 dated March 31, 2015 on 'Prudential Guidelines on Capital Adequacy and Liquidity Standard Amendments', banks are required to make Pillar 3 disclosures including leverage ratio and liquidity coverage ratio under the Basel III framework. The bank has made these disclosures which are available on the bank's website [www.centralbankofindia.co.in](http://www.centralbankofindia.co.in) along with publication of the results. The disclosures have not been subjected to Limited Review by the Statutory Central Auditors of the Bank.
7. In terms of RBI circular DBR.No.BP.BC.34/21.04.132/2016-17 dated November 10, 2016, "Scheme for Stressed Assets- Revisions", during the quarter ended December 31, 2016, the Bank has not recognized interest on accrual basis which is not serviced within 90 days from due date in respect of Standard Facilities under Strategic Debt Restructuring (SDR) and Scheme for Sustainable Structuring of Stressed Assets (S4A). Accordingly, the unrealized interest recognized earlier on accrual basis amounting to Rs.164.83 crores has been reversed during the quarter ended December 31, 2016.
8. The Bank has recognized Treasury operations, Corporate/ Wholesale Banking and Retail Banking as primary reporting segments. There are no secondary reporting segments.
9. Status of Investors' Complaints:

Complaints at the beginning of the Quarter	Received during the Quarter	Resolved during the Quarter	Pending as on December 31, 2016
NIL	84	84	NIL

10. The Provisioning Coverage Ratio (PCR) of the Bank is 54.95%.
11. Figures of the previous period/year have been regrouped/ reclassified wherever considered necessary to confirm to current period/year classification.

  
R.C. LODHA  
EXECUTIVE DIRECTOR

  
B. K. DIVAKARA  
EXECUTIVE DIRECTOR

  
RAJEEV RISHI  
CHAIRMAN & MANAGING DIRECTOR

Place: Mumbai  
Date: February 04, 2017.