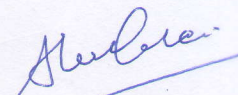




LCR DISCLOSURE Q4 2019-20		Appendix II	
(Rs in crore)		Total Unweighted Value (average)	Total Weighted Value (average)
<b>High Quality Liquid Assets</b>			
1	Total High Quality Liquid Assets (HQLA)		110509
<b>Cash Outflows</b>			
2	Retail deposits and deposits from small business customers, of which:		
(i)	Stable deposits	77516	3876
(ii)	Less stable deposits	198120	19812
3	Unsecured wholesale funding, of which:		
(i)	Operational deposits (all counterparties)	0.00	0
(ii)	Non-operational deposits (all counterparties)	31723	14965
(iii)	Unsecured debt	0.00	0
4	Secured wholesale funding		0
5	Additional requirements, of which		
(i)	Outflows related to derivative exposures and other collateral requirements	3855	4048
(ii)	Outflows related to loss of funding on debt products	0.00	0
(iii)	Credit and liquidity facilities	17601	2371
6	Other contractual funding obligations	1909	1983
7	Other contingent funding obligations	27058	1115
8	<b>TOTAL CASH OUTFLOWS</b>		48169
<b>Cash Inflows</b>			
9	Secured lending (e.g reverse repo)	8142	0
10	Inflows from fully performing exposures	2008	2008
11	Other cash inflows	14415	10790
12	<b>TOTAL CASH INFLOWS</b>	24564	12798
			<b>TOTAL ADJUSTED VALUE</b>
21	<b>TOTAL HQLA</b>		<b>110509</b>
22	<b>TOTAL NET CASH OUTFLOWS</b>		<b>35371</b>
23	<b>LIQUIDITY COVERAGE RATIO (%)</b>		<b>312.43%</b>

  
  
**Asst. General Manager**  
 RMD, Mgnt. / Deptt.  
 को. का. / C.O.  
 Date-27/06/2020

  
**Dy. General Manager**  
 RMD

  
**Statutory Auditor**  
  
 MUMBAI  
 F.R.N.  
 101569W  
 CHARTERED ACCOUNTANTS