


(I) (a) Statement showing Shareholding Pattern


Name of the Company: CENTRAL BANK OF INDIA			
Scrip Code, Name of the scrip, class of security:		BSE- 532885, NSE- CENTRALBK ; Equity SHARES	
Quarter ended: AS ON 31.03.2013			
Partly paid-up shares:-	No. of partly paid-up shares	As a % of total no. of partly paid-up shares	As a % of total no. of shares of the company
Held by Promoter / Promoter Group	0	0.0000	0.0000
Held by public	0	0.0000	0.0000
Total	0	0.0000	0.0000
Outstanding convertible securities:-	No. of outstanding securities	As a % of total No. of outstanding convertible securities	As a % of total no. of shares of the company, assuming full conversion of the convertible securities
Held by Promoter / Promoter Group	0	0.0000	0.0000
Held by public	0	0.0000	0.0000
Total	0	0.0000	0.0000
Warrants:-	No. of warrants	As a % of total no. of warrants	As a % of total no. of shares of the company, assuming full conversion of warrants
Held by Promoter / Promoter Group	0	0.0000	0.0000
Held by public	0	0.0000	0.0000
Total	0	0.0000	0.0000
Total paid-up capital of the company assuming full conversion of warrants and convertible securities			1044576954



Category Code (I)	Category of shareholder (II)	Number of shareholders (III)	Total number of shares (IV)	Number of shares held in dematerialised form (V)	Total shareholding as a percentage of total number of shares		Shares pledged or otherwise encumbered	
					As a percentage of (A+B) (VI)	As a percentage of (A+B+C) (VII)	Number of shares (VIII)	As a percentage (IX) = (VIII)/(IV)*100
(A)	Promoter and Promoter Group							
1	Indian							
(a)	Individuals/Hindu Undivided Family	0	0	0	0.00	0.00	0	0.0000
(b)	Central Government/State Government(s)	1	891096964	891096964	85.31	85.31	0	0.0000
(c)	Bodies Corporate	0	0	0	0.00	0.00	0	0.0000
(d)	Financial Institutions / Banks	0	0	0	0.00	0.00	0	0.0000
(e)	Any Other (specify)	0	0	0	0.00	0.00	0	0.0000
	Sub Total (A)(1)	1	891096964	891096964	85.31	85.31	0	0.0000
2	Foreign							
(a)	Individuals (Non-Resident Individuals/Foreign Individuals)	0	0	0	0.00	0.00	0	0.0000
(b)	Bodies Corporate	0	0	0	0.00	0.00	0	0.0000
(c)	Institutions	0	0	0	0.00	0.00	0	0.0000
(d)	Qualified Foreign Investors	0	0	0	0.00	0.00	0	0.0000
(e)	Any Other (specify)	0	0	0	0.00	0.00	0	0.0000
	Sub Total (A)(2)	0	0	0	0.00	0.00	0	0.0000
	Total Shareholding of Promoter and Promoter Group (A)=(A)(1)+(A)(2)	1	891096964	891096964	85.31	85.31	0	0.0000
(B)	Public shareholding							
1	Institutions							
(a)	Mutual Funds/UTI	2	43015	43015	0.00	0.00	-	-
(b)	Financial Institutions / Banks	28	75080075	75080075	7.19	7.19	-	-
(c)	Central Government/State Government(s)	0	0	0	0.00	0.00	-	-
(d)	Venture Capital Funds	0	0	0	0.00	0.00	-	-
(e)	Insurance Companies	5	4834239	4834239	0.46	0.46	-	-
(f)	Foreign Institutional Investors	54	18118642	18118642	1.73	1.73	-	-
(g)	Foreign Venture Capital Investors	0	0	0	0.00	0.00	-	-
(h)	Qualified Foreign Investors	0	0	0	0.00	0.00	-	-
(I)	Any Other (specify)	0	0	0	0.00	0.00	-	-
	Sub Total (B) (1)	89	98075971	98075971	9.39	9.39		
2	Non-institutions							
(a)	Bodies Corporate	1258	6442177	6442087	0.62	0.62	-	-
(b) (i)	Individuals - shareholders holding nominal share capital up to Rs 1 Lakh	187407	37148876	37132015	3.56	3.56	-	-
(ii)	Individual shareholders holding nominal share capital in excess of Rs. 1 Lakh	226	9803378	9803378	0.94	0.94	-	-




Category code	Category of shareholder	Number of shareholders	Total number of shares	Number of shares held in dematerialised form	Total shareholding as a percentage of total number of		Shares pledged or otherwise encumbered	
					As a percentage of (A+B)	As a percentage of (A+B+C)	Number of shares	As a percentage (IX) =
					(VI)	(VII)	(VIII)	(VIII)/(IV)*100
(I)	(II)	(III)	(IV)	(V)	(VI)	(VII)	(VIII)	(VIII)/(IV)*100
(c)	Qualified Foreign Investors	0	0	0	0.00	0.00	-	-
(d)	Any Other							
i	Non Resident Indians (Repat)	1065	1039431	969831	0.10	0.10	-	-
ii	Non Resident Indians (Non Repat)	282	179354	179354	0.02	0.02	-	-
iii	Foreign Companies	0	0	0	0.00	0.00	-	-
iv	Clearing Member	312	645847	645847	0.06	0.06	-	-
v	Directors / Relatives	1	160	160	0.00	0.00	-	-
vi	Trusts	25	43974	43974	0.00	0.00	-	-
vii	Hindu Undivided Family	2	100822	100822	0.01	0.01		
	Sub Total (B)(2)	190578	55404019	55317468	5.30	5.30	-	-
	Total Public Shareholding Public Group (B)=(B)(1)+(B)(2)	190667	153479990	153393439	14.69	14.69	NA	NA
	Total (A)+(B)	190668	1044576954	1044490403	100.00	100.00		
(C)	Shares held by custodians and against which Depository Receipts have been issued							
i	Promoter and Promoter group	0	0	0	0.00	0.00	0	0.0000
ii	Public	0	0	0	0.00	0.00	0	0.0000
	Sub Total (C)	0	0	0	0.00	0.00	0	0
	GRAND TOTAL (A)+(B)+(C)	190668	1044576954	1044490403	100.00	100.00	0.0000	0.0000



(I)(b) Statement showing holding of securities (including shares, warrants, convertible securities) of persons belonging to the category "Promoter and Promoter Group"

Sr. No.	Name of the shareholder	Details of Shares held		Encumbered shares			Details of warrants		Details of convertible securities		Total shares (including underlying shares assuming full conversion of warrants and convertible securities) as a % of diluted share capital
		Number of shares held	As a % of grand total (A)+(B)+(C)	No.	As a percentage	As a % of grand total (A)+(B)+(C) of sub-clause (I)(a)	Number of warrants held	As a % total number of warrants of the same class	Number of convertible securities held	As a % total number of convertible securities of the same class	
(I)	(II)	(III)	(IV)	(V)	(VI)=(V)/(III)*100	(VII)	(VIII)	(IX)	(X)	(XI)	(XII)
1	PRESIDENT OF INDIA	891096964	85.3070	0	0.00	0.00					
TOTAL		891096964	85.3070	0	0.0000	0.0000					




(c) Statement showing holding of securities (including shares, warrants, convertible securities) of persons belonging to the category "Public" and (i) holding more than 1% of the total number of shares


Sr. No.	Name of the shareholder	Number of shares held	Shares as a percentage of total number of shares (i.e., Grand Total)	Details of warrants		Details of convertible securities		assuming full conversion of warrants and convertible securities) as a % of diluted share capital
				Number of warrants held	As a % total number of warrants of the same class	Number of convertible securities held	% w.r.t total number of convertible securities of the same class	
1	LIFE INSURANCE CORPORATION OF INDIA AAACL0582H	73420914	7.03					
	TOTAL	73420914	7.03					

(ii) Statement showing holding of securities (including shares, warrants, convertible securities) of persons (together with PAC) belonging to the category "Public" and holding more than 5% of the total number of shares of the company

Sr. No.	Name(s) of the shareholder(s) and the Persons Acting in Concert (PAC) with them	Number of shares	Shares as a percentage of total number of shares (i.e., Grand Total)	Details of warrants		Details of convertible securities		assuming full conversion of warrants and convertible securities) as a % of diluted share capital
				Number of warrants	As a % total number of warrants of the same class	Number of convertible securities held	% w.r.t total number of convertible securities of the same class	
1	LIFE INSURANCE CORPORATION OF INDIA AAACL0582H	73420914	7.03					
	TOTAL	73420914	7.03					



(I)(d) <u>Statement showing details of locked-in shares</u>				
Sr. No.	Name of the shareholder	Number of Locked in Shares	Locked-in shares as a percentage of total number of shares {i.e., Grand Total (A)+(B)+(C) indicated in Statement at para (I)(a) above}	Category
1	LIFE INSURANCE CORPORATION OF INDIA	25500000	2.441	FINANCIAL INSTITUTION
2	PRESIDENT OF INDIA	891096964	85.307	CENTRAL GOVERNMENT
TOTAL		916596964	87.748	



(II)(a) Statement showing details of Depository Receipts (DRs)				
Sr. No.	Type of outstanding DR (ADRs, GDRs, SDRs, etc.)	Number of outstanding DRs	Number of shares underlying outstanding DRs	Shares underlying outstanding DRs as a percentage of total number of shares (i.e., Grand Total (A)+(B)+(C) indicated in Statement at para (I)(a) above}
1	NIL	NIL	NIL	NIL
TOTAL		NIL	NIL	NIL



Statement showing holding of Depository Receipts (DRs), where underlying shares held by "Promoter/ Promoter Group" are in excess of 1% of the total number of shares

(II) (b)

Sr. No.	Name of the DR Holder	Type of outstanding DR (ADRs, GDRs, SDRs, etc.)	Number of shares underlying outstanding DRs	Shares underlying outstanding DRs as a percentage of total number of shares {i.e., Grand Total (A)+(B)+(C) indicated in Statement at para (I)(a) above}
1	NIL			NIL
	TOTAL			NIL

